



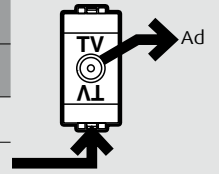






Axolute





TV + SAT Einsätze

Einzel Dosen

	Ad	Zo			B1	FM	WHF	UHF	SAT IF		
				22 / 0,6	40-68	87,5-108	120-470	470-862	950-2150	2150-2400	
	dB	Ω	V / mA	KHz / V	MHz	MHz	MHz	MHz	MHz	MHz	
Hx4202D	$\leq 1,5$	75	≤ 500							-	
Hx4202D	$\leq 1,5$		-	-							




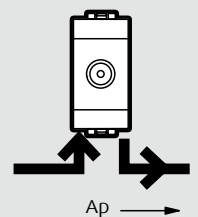
	Zo	Ad	OUT			B1	FM	VHF	UHF	SAT IF	
					22	47-68	87,5-108	120-470	470-862	950-2050	2150-2400
	Ω			mA	KHz	MHz	MHz	MHz	MHz	MHz	MHz
Hx4210D	75	dB	TV	-	-	≤ 1	-	1,7-0,5	0,5-3,5	-	-
			RD	-	-	-	1,5-2,5	-	-	-	-
			SAT	500		-	-	-	-	2-0,7	-

	Zo	Ad	OUT			B1	FM	VHF	UHF	SAT IF	
					22 / 0,6	40-68	87,5-108	120-470	470-862	950-2050	2150-2400
	Ω			V / mA	KHz / V	MHz	MHz	MHz	MHz	MHz	MHz
Hx4214D	75	dB	TV		OK	0,3	0,3	0,5	< 2	-	-
			SAT	18 / 500	OK	-	-	-	-	< 2	

Legende : Zo = Impedanz Ad = Anschlussdämpfung

Durchgangsdosen

		Zo	B1	FM	VHF	UHF	SAT IF			
			40-68	87,5-108	120-470	470-862	950-2250	2150-2400		
	dB	Ω	MHz	MHz	MHz	MHz	MHz	MHz		
Hx4202P	Ad	75	14 ± 1							
	Ap		≤ 2							
Hx4202PT	Ad		$\leq 11,5$							



Legende : Ap = Durchgangsdämpfung Zo = Impedanz Ad = Anschlussdämpfung